

TRADOC

PREPARING FOR WAR TODAY...AND TOMORROW



THE ARMY SCHOOL SYSTEM (TASS) READINESS REPORT (TRR) 4th Quarter FY01 - eff 19 Oct 01







***Deputy Chief of Staff for Education
(DCSED)***



WHERE TOMORROW'S VICTORIES BEGIN

TRR MISSION

- ▮ The TRR is an evaluation tool approved by TASS GOSC VII.
- ▮ The data reports the current status of TASS in:
 - **ATRRS Quota Utilization** (Impact of Quota Managers performance on Schools)
 - **ATRRS Class Performance**
 - **TATS-C Courseware Status**
 - **Title XI Soldier Fill**
 - **Accreditation Status**
 - **Instructor Status (Auth/Asgd/Cert)**
 - **R1HITS for FY-01 (ATRRS Student Data UNPOSTED IAW AR 350-10)**
 - * (#13 & 1 of Accreditation Checklist, Part I Training Support)
- ▮ The TRR slides are designed to give a quick global view of areas analyzed followed with detailed backup documents.
- ▮ Color indicators are as follows:

 = OUTSTANDING (95-100%)	 = NEEDS IMPROVEMENT (60-69 %)
 = EXCELLENT (85-94%)	 = NEEDS MUCH IMPROVEMENT (0-59 %)
 = SATISFACTORY (70-84 %)	 = NOT AVAILABLE, APPLICABLE or EVALUATED



TRR-4/01 AC SCHOOL
DATA

AREA EVALUATED

PERCENTS

ACTUAL

QUOTA UTILIZATION:

(Quotas Allocated vs. Enrollments)

88 %

Enrollments
VS
290,096 Quotas

CLASS PERFORMANCE:

(Classes Conducted vs. Scheduled)

88 %

11,018 Conducts
VS
12,508 Scheduled

TATS-C (Ready to Teach):

(Courses RTT vs. Courses Requiring Conversion)

85 %

352 TATS-C RTT
VS
414 Required

TITLE-XI Fill (Auth vs. Assign)

(Training Developers at Prop Sch)

99 %

142 Assigned
VS
143 Authorized

ACCREDITATION STATUS:

(Proponent Schools vs. Schools Accredited)
(1 School of 26 has currently undergone Accreditation)

12 %

3 Accred
VS
26 Schools

R1HITS-FY01 (Unreconciled Class

Rosters IAW AR 350-10)

132 Classes

#13 and # 1 on Accreditation Checklist - Part 1



TRR 4/01 RC SCHOOL

AREA EVALUATED **DATA** PERCENTS ACTUAL

QUOTA UTILIZATION:
(Quotas Allocated vs. Enrollments)

81 %

Enrollments
VS
111,612 Quotas

CLASS PERFORMANCE:
(Classes Conducted vs. Scheduled)

79 %

5,389 Conducts
VS
6,832 Scheduled

TATS-C (Ready to Teach):
(Courses RTT vs. Courses Requiring Conversion)

85 %

352 TATS-C RTT
VS
414 Required

TITLE-XI Fill (Auth vs. Assign):
(TXIs at TASS BNs, TRADOC, and TIEs)

96 %

260 Assigned
VS
272 Authorized

ACCREDITATION STATUS:
(Total TASS BNs vs. BNs Accredited)

99 %

134 Accred
VS
136 Schools

R1HITS- FY01 (Unreconciled ATRRS
Class Rosters IAW AR 350-10)

100 Classes

#13 and # 1 on Accreditation Checklist - Part 1

TRADOC

PREPARING FOR WAR TODAY...AND TOMORROW

ATTRRS REPORT PARAMETERS

These specific parameters are used to analyze MOSQ, NCOES, WOES, OES and functional courses under the functional alignment (POI-Proponency) of TRADOC Proponent Schools and the functionally aligned TASS Battalions. This report format is designed to eliminate all language, BCT, FTU, correspondence, and Foreign & Other U.S. Military Only courses. In addition, in the USASMA/NCOES categories, only TRADOC NCOAs are analyzed; and BNCOC/ANCOC data is reported under the POI-Proponency of the MOSQ.

ACTIVE COMPONENT (AC) REPORT PARAMETERS:

POI-Proponency Course & Class Data (SUP3*1 / XFRCLS1)

INCLUDE: POI-PROP: 011, 031, 052, 061, 071, 081, 091, 093, 101, 113, 131, 171, 181, 191, 301, 331, 400, 441, 551, 552, 615, 701, 805A, 805C, 805D

COMP: T, H, J, X (TRADOC, AMEDD, JAG & SOCOM)

* 1, ~~EXCLUDE~~ **SUP3** used in lieu of **SUP3** for End of Year (4th Qtr) Report due to historical applic no requirement to break out by Quarter Dates

SCH CODE: 533 (Correspondence), 132 (Space Cmd)

SEL CODE: EA, EB, EC, ED, FA, FB, FC, FD, FE, FF, FH, FA (Codes to eliminate BCT, FTU, Language,  **WHERE TOMORROW'S VICTORIES BEGIN** 

RESERVE COMPONENT (RC) REPORT
PARAMETERS:

POI-Proponency Course & Class Data (SUP3 / XFRCLS1)

INCLUDE: SMDR-PROP: 000A, 000B, 000C, 000D, 000E, 000F, 000G

POI-PROP: 011, 031, 052, 061, 071, 081, 091, 093, 101, 113, 131, 171, 181, 191, 301, 331, 400, 441, 551, 552, 615, 701, 805A, 805C, 805D
COMP: W, V (ARNG, USAR)

~~**EXCLUDE:** SCH-CODE: 921(ARRTC), 922(NGPEC), 554(CME-CHE ARNG), 1038(NGB Rec/Ret) 803A(Ft Dix NBC School), 959(NGB Mountain Warfare Sch)~~

~~**RC QSM Data (SUP3):** Same parameters as above, plus **INCLUDE** QSM Codes: EU, FT, M*, NA, NB, NC, NJ, NK, NL, NM, NN, NP, P*, Q*, R*, S*, TA, TH, TU, 1*, 2*, 3*, 4*~~

UNIQUE TASS Battalions

OCS Bns: **INCL** COMP: W COURSE: OCS

MFBdes: **INCL** SCH-CODES: 3747, 1026, 1027, 265, 975, 985, 4960, 1044, 1025

PSS Bns: **INCL** SCH-CODES: A805, B805, C805, D805, E805, F805, G805

POI-PROP: 181, 805A, 805C, 805D

4th QUARTER TRR QUESTIONS

- **Still only 3 AC Schools Accredited....Same as FY00....Is there an Accreditation Schedule for the AC?**
- **The TASS(RC) Instructor Authorizations continue to fluctuate....It appears our TIEs do not have a "standard" when compiling/reporting this information since the AUTH changes each and every quarter for multiple schools. The only authorized event to change AUTH is a TDA Change.**
- **After 2 Quarters, it appears we again have a Drill Sgt School in Region 1 based on 2nd & 3rd Qtr FY01 not showing any Instr AUTH/ASGD/CI.**
- **Reg B, C, and D Drill Sgt Schools have ZERO Quotas loaded against their schools. I don't know if this is a reason of school not loading schedule time to have Quotas dropped or what....HOWEVER, these Inputs against Quotas are inaccurately raising TIE Jackson and Reg B, C, & Ds Quota Usage based on this error. This actually raises each Regions QTA% total of 3% for the TIE.**

